

Premium Solution with Super-High Speed AC1750 for Elite Performance

CAP1750

3 x 3 AC Dual-Band Ceiling-Mount PoE Access Point



KEY FEATURES

- 802.11AC Dual-Band High Speed:** IEEE 802.11ac concurrent dual-band with 1750Mbps wireless speed.
- Easy Installation:** Ceiling-mount & T-rail mount design with easy installation kit.
- Compact & Durable Housing:** Ultra slim design with UL94-5VB flame-retardant plastic housing.
- Designed for High Density Usage:** Supports up to a hundred users simultaneously, ideal for crowded environments and BYOD (Bring Your Own Device) workplaces.
- Multiple SSIDs for Security Management:** Supports up to 32 SSIDs (16 x 2.4GHz & 16 x 5GHz) ideal for multiple departments, user groups, customers or guests.
- Fast Roaming:** Roams smoothly between APs without lag or interruption, ensuring top performance for video and voice streaming applications.
- Wide Coverage & High Sensitivity:** Adjustable RF output power and high receiver sensitivity for wide coverage across large spaces.
- Seamless Mobility:** 1.5x greater coverage than typical APs for blanket coverage to ensure seamless connectivity for Wi-Fi devices across enterprise environments.
- Power over Ethernet:** Supports IEEE 802.3at PoE as well as included power adapter.
- Built-In RADIUS Server:** With management for up to 256 user accounts.
- Business Environments:** Mainstream choice for SMBs. Suitable for a wide range of commercial applications such as offices, hotels, meeting rooms, schools, campuses, resorts, retail and others.
- Central Management:** Edimax Pro Network Management Suite (NMS) and SKYMANAGE PC for easy and intuitive web-based central management. AP built-in with NMS supports AP array architecture.

reddot design award
winner 2015

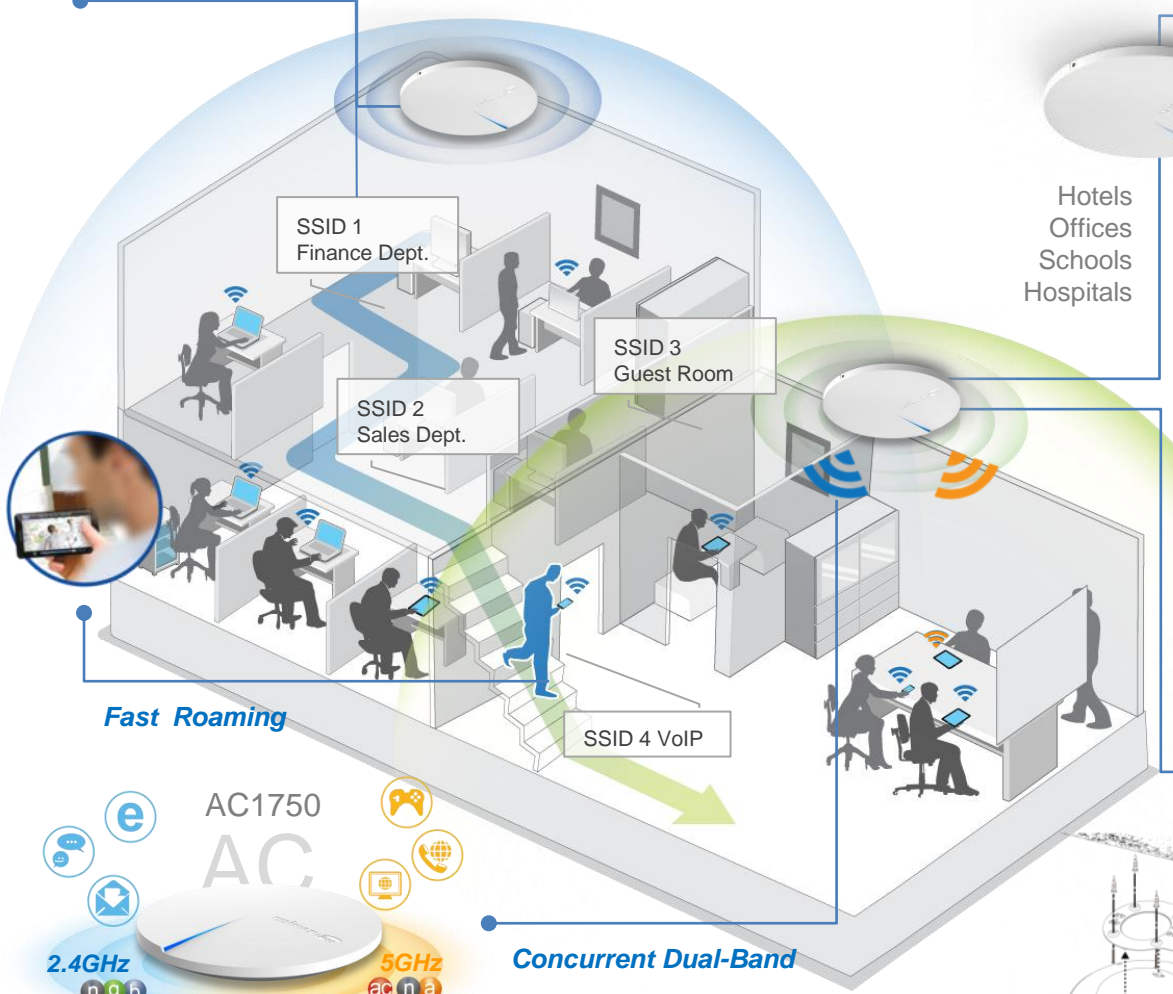
The CAP1750 is a powerful wireless solution designed to meet the needs of modern mainstream businesses with the latest IEEE 802.11ac technology for wireless speeds up to 1750Mbps. Industrial-grade performance and build quality combined with user-friendly operation, super-fast wireless speed, an extensive feature set and a practical, ceiling-mount design make an ideal dual-band solution for enterprise environments.

For businesses that demand security, flexibility and speed – the Edimax Pro series has a wide range of potential applications from office environments to schools, campuses, hotels and hospitals. High-density capacity for up to 100 simultaneous users is ideal for BYOD workplaces or other environments with a high volume of users and wireless devices. Multiple SSIDs can be configured for different departments or user groups and a built-in RADIUS server provides additional verification with a scalable AP array architecture for central management of multiple access points. Fast roaming for seamless transitions between access points, Power over Ethernet support (PoE) and an intuitive web-based management interface provides flexibility for deployment and extensive management options for company MIS departments and network administrators.

When performance and security are critical for your business, you need products that are engineered for your industry. The Edimax Pro series is designed to help your business and provide the connectivity that you rely on every day, with safety and effectiveness guaranteed.

Wide Coverage & Multiple SSIDs

BYOD Solution & High Density Networking

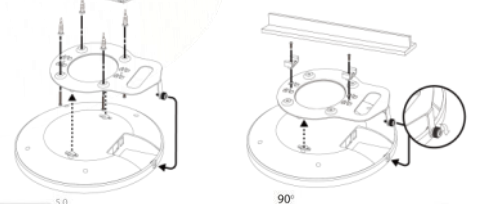


Hotels
Offices
Schools
Hospitals

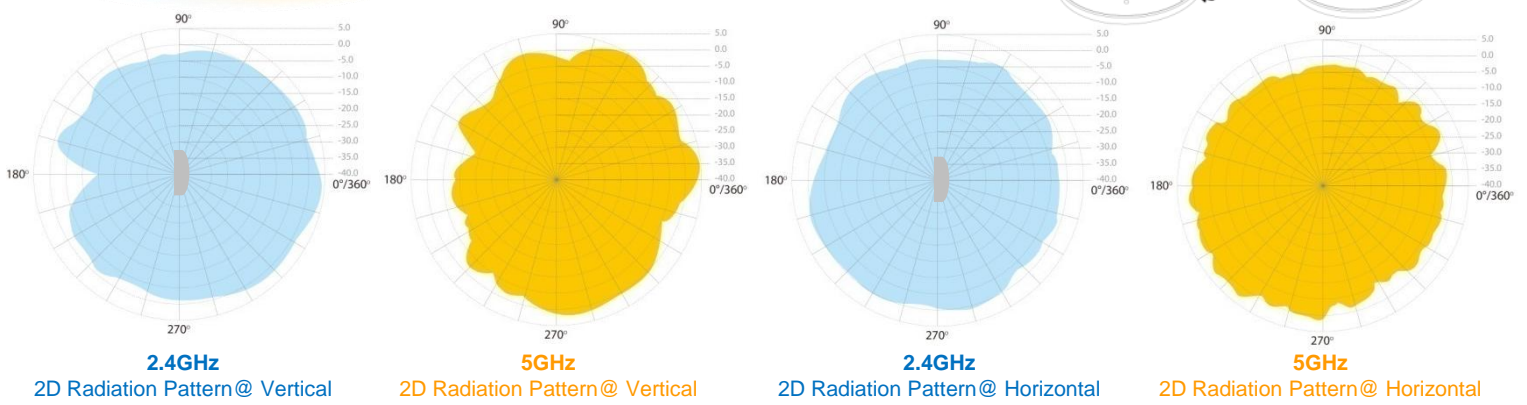


Easy Installation Kit

Ceiling mount and T-rail mount with bracket.



Concurrent Dual-Band



Central Network Management: NMS & SKYPMANAGE PC

Work with Edimax Pro NMS (Network Management Suite) * and SKYMANAGE PC* web-based wireless network management software. Company MIS administrators can plan and manage Edimax Pro access points' powerful functionality according to their office space using an easy, remote web-based interface which includes a dashboard, map view, traffic statistics and wireless client list for network-wide remote administration. RADIUS settings, WLAN group settings, access control, guest network settings and firmware upgrades can all be managed centrally from a single location to reduce network downtime, aid troubleshooting and optimize network performance. Graphical zone plans with Google Maps integration and setup wizards are also available for expanding and managing large networks with multiple access points, with custom floor plans, visual overviews and easy drag-and-drop icons for quick access to key performance and monitoring information.

*NMS is built-in with Edimax Pro CAP, WAP series & OAP1750 access point. For SKYMANAGE PC, please contact Edimax authorized distributors or SIs to download the software.

3 x 3 AC Dual-Band Ceiling-Mount PoE Access Point

SPECIFICATIONS

Hardware	
LAN Interface	Giga x 1
USB	USB 2.0 x 1 (Optional Ethernet Adapter for 2 nd LAN)
PoE	802.3at
Antenna	Type: 6 x Built-In PIFA (3 x 2.4GHz, 3 x 5GHz) / Gain: 4.38dBi (2.4GHz), 5.34dBi (5GHz) Max.
Power	DC: 12V / 2A 802.3at (PoE Injector Optional)
Dimensions	20.8 (D) x 3.15 (H) cm
Weight	565g
Power Consumption (Full Loading)	15W; 19.2W (With USB)
Mounting	Ceiling
Reset	Y
LED Indicator	1. Power LED 2. Diag LED
Environmental Conditions	Use PoE Switch: Operating Temperature: 0°C (32°F) to 50°C (122°F) Storage Temperature: -20°C (-4°F) to 60°C (140°F) Use Power Adapter: Operating Temperature: 0°C (32°F) to 40°C (104°F) Storage Temperature: -20°C (-4°F) to 60°C (140°F) Operating Humidity: 90% or Less Storage Humidity: 90% or Less
Power Saving	802.3az
Internal Buzzer	Y
Housing	UL94-5VB Flammability Rating Plastic
Wireless	
Standard	802.11 a/b/g/n/ac Concurrent Dual-Band
No. of Radios	2
Receiver Sensitivity	≤ -93dBm
Certification	CE/FCC
Fast Roaming	Y
Number of SSIDs	16 (2.4GHz) + 16 (5GHz)
Performance	
Maximum Data Speed	450 + 1300Mbps
Concurrent Clients	Up to 50 Per Radio
Security	
Encryption	WEP / WPA / WPA2
Wireless L2 Isolation	Y
Station Isolation	Y
IEEE 802.1x Authenticator	Y
EAP Authentication	PEAP
Hidden SSID	Y
MAC Address Filter	Y
Wireless STA	Y
Rogue AP Detection (w/ NMS)	Y
Software	
Wireless Mode	AP / WDS AP / WDS Bridge / Repeater
802.1q VLAN	Y (VID = 1-4095)
Spanning Tree	RSTP
QoS	WMM (802.11e) Max Associated Station No.
Pass-Through	IPv6 and VPN (PPTP, L2TP/IPsec)
DSCP (802.1p)	Y
Multicast Rate up to 54Mbps	Y

RF Specifications	
Frequency Band	•Radio I : 802.11b/g/n 2.412-2.484(GHz) •Radio II : 802.11a/n/ac 5.18-5.24(GHz), 5.745-5.825(GHz) (The supported frequency band is restricted by local regulations.)
Operation Channels	•2.4GHz : US/Canada 1-11; 2.412-2.462GHz Europe 1-13; 2.412-2.472GHz Japan 1-14; 2.412-2.484GHz •5GHz : Country dependent for the following ranges: US/Canada: Band 1:36, 40, 44, 48; 5.180-5.240(GHz) Band 4:149, 153, 157, 161, 165; 5.745-5.825(GHz) Europe: Band 1:36, 40, 44, 48; 5.180-5.240(GHz)
Transmit Power (CE: 20dBm or lower, FCC:23dBm or lower)	802.11b 23dBm@1Mbps 23dBm@2Mbps 23dBm@5.5Mbps 23dBm@11Mbps 802.11g 23dBm@6Mbps 23dBm@9Mbps 23dBm@12Mbps 23dBm@18Mbps 23dBm@24Mbps 22dBm@36Mbps 20dBm@48Mbps 19dBm@54Mbps 802.11gn (2.4G) 27.5dBm@MCS0/8/16 26.5dBm@MCS1/9/17 26.5dBm@MCS2/10/18 26.5dBm@MCS3/11/19 25.5dBm@MCS4/12/20 24.5dBm@MCS5/13/21 23.5dBm@MCS6/14/22 22.5dBm@MCS7/15/23 802.11a 22dBm@6Mbps 22dBm@9Mbps 22dBm@12Mbps 22dBm@18Mbps 22dBm@24Mbps 21dBm@36Mbps 19dBm@48Mbps 18dBm@54Mbps 802.11an (5G) 27.5dBm@MCS0/8/16 26.5dBm@MCS1/9/17 26.5dBm@MCS2/10/18 25.5dBm@MCS3/11/19 25.5dBm@MCS4/12/20 24.5dBm@MCS5/13/21 23.5dBm@MCS6/14/22 22.5dBm@MCS7/15/23 802.11ac 27.5dBm@MCS0 26.5dBm@MCS1 26.5dBm@MCS2 25.5dBm@MCS3 25.5dBm@MCS4 24.5dBm@MCS5 23.5dBm@MCS6 22.5dBm@MCS7 20.5dBm@MCS8 19.5dBm@MCS9
Receiver Sensitivity	802.11b ≤-93dBm@1Mbps ≤-85dBm@11Mbps 802.11g ≤-86dBm@6Mbps ≤-72dBm@54Mbps 802.11gn (2.4G) ≤-83dBm@MCS0 ≤-69dBm@MCS7 ≤-81dBm@MCS8 ≤-66dBm@MCS15 ≤-81dBm@MCS16 ≤-66dBm@MCS23 802.11a ≤-90dBm@6Mbps ≤-74dBm@54Mbps 802.11an (5G) ≤-87dBm@MCS0 ≤-69dBm@MCS7 ≤-84dBm@MCS8 ≤-68dBm@MCS15 ≤-84dBm@MCS16 ≤-68dBm@MCS23 802.11ac ≤-84dBm@MCS0 ≤-59dBm@MCS9
Management	
Deployment	Standalone: AP mode Master AP mode: Can manage 16 Edimax Pro APs with NMS Managed AP mode: Be managed by AP Controller (APC500), Edimax Pro Master AP with NMS or SKYMANAGE PC Software
Configuration	HTTP/HTTPS SNMP v1, v2c, v3 CLI (Telnet, SSH)
RADIUS Server	Built-In
Auto-Channel	Y
Private MIB	Y
Package Contents	
Access Point	AC1750 Ceiling Mount PoE Access Point
Mounting Bracket	Ceiling-Mount & T-rail Mount Bracket Kit
Power Adapter	12V / 2A Power Adapter
Cable	Ethernet Cable
CD / Quick Installation Guide	CD (User Manual & Multi-Language Quick Installation Guide) / Printed English Quick Installation Guide
Accessories	
Optional	GP-101IT IEEE802.3at PoE Injector
Optional	EU-4306 USB 3.0 Gigabit Ethernet Adapter



Maximum performance, actual data rates, and coverage will vary depending on network conditions and environmental factors. Product specifications and design are subject to change without notice. Copyright © 2015 Edimax Technology Co. Ltd. All rights reserved.

www.edimax.com